

1. A sign in a shop shows the cost of sending letters and parcels.

What are you sending?	Class	Cost
Small letter	1st	67p
	2nd	58p
Large letter	1st	£1.01
	2nd	79p
Small parcel	1st	£3.45
	2nd	£2.95
Medium parcel	1st	£5.75
	2nd	£5.05

Customers can choose 1st or 2nd class post for different sizes of letter or parcel.

(a) What is the cost of sending 5 small letters, using 1st class post? [1]

$$67 \times 5 = 335p \quad | \quad \pounds 3.35 \quad \checkmark$$

(b) Helen always uses first class post. She makes a large letter into a small letter by folding it in half.

How much money does this save? [2]

$$1.01 - 0.67 = \pounds 0.34 \quad \checkmark$$

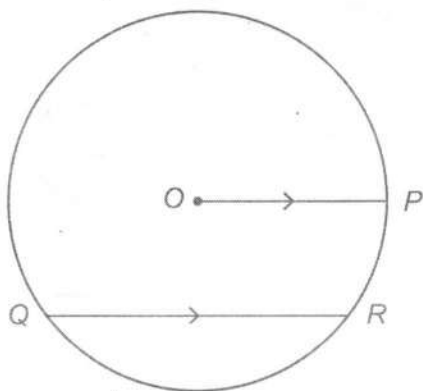
(c) Brad sends:
 • 3 small parcels using 2nd class post,
 • 2 medium parcels using 1st class post.

How much does Brad pay to send all 5 parcels? [2]

$$(3 \times 2.95) + (2 \times 5.75) \quad \checkmark$$

Brad pays £ 20.35 \checkmark

2. (a) The diagram shows a circle with centre O .
 P , Q and R are points on the circle.



tangent	radius
area	chord
diameter	circumference
parallel	perpendicular

Choose words from the box to complete these sentences.

- (i) Line OP is a radius
 (ii) Line QR is a chord
 (iii) Lines OP and QR are parallel

2
 ✓
 ✓
 All

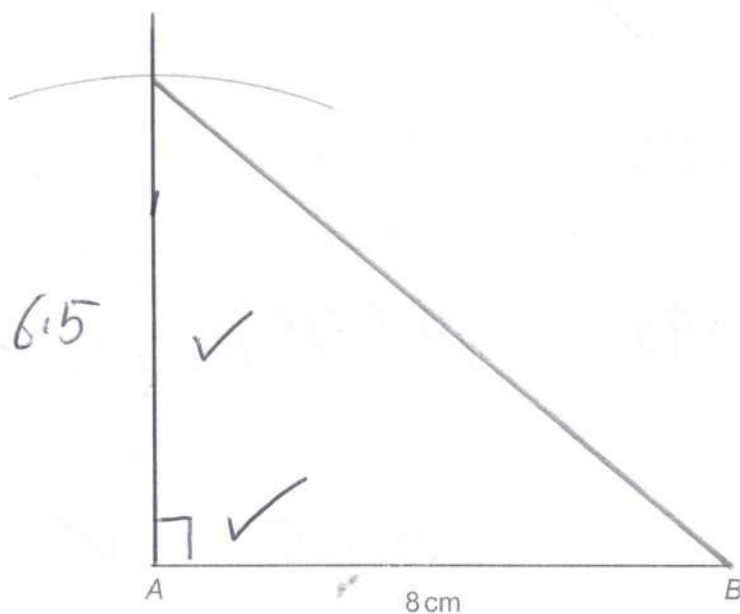
[2]

- (b) ABC is a right-angled triangle in which:

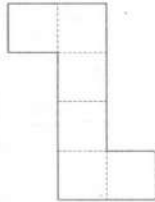
- $AB = 8$ cm,
- angle $A = 90^\circ$,
- $AC = 6.5$ cm.

Complete an accurate drawing of triangle ABC .
 AB has been drawn for you.

[2]



3. (a) The diagram shows a 2D shape made from squares.



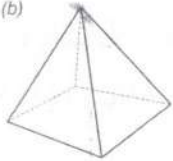
This shape is folded along each dotted line to make a 3D shape.

Write down the name of this 3D shape.

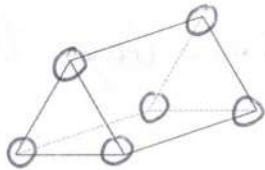
cube ✓

[1]


(b)



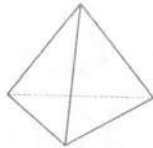
A



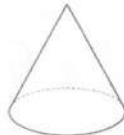
B



C



D



E

6

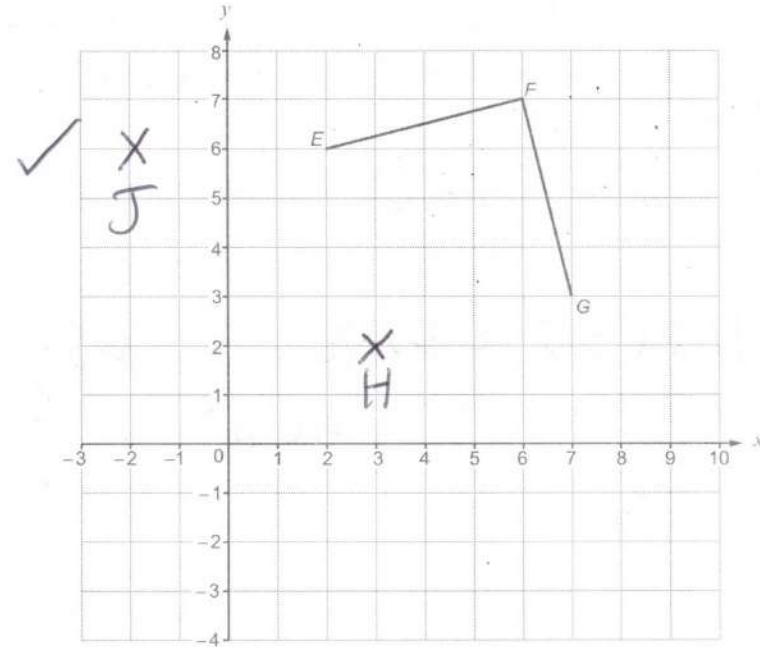
Which of the 3D shapes drawn above has 5 faces, 9 edges and 6 vertices?

Tick (✓) one box.

[1]

- A B C D E

4. Two sides of a square $EFGH$ are shown on the 1 cm grid below.



- (a) Point H of the square is missing from the diagram.

Mark point H on the diagram.

Write down the coordinates of point H .

(3, 2) ✓

[2]

- (b) Point J is the reflection in the y -axis of point E .

Mark point J on the diagram.

Write down the coordinates of point J .

(-2, 6) ✓

[2]

5. (a) The diagram shows a rectangular wall.

Calculate the area of the wall.
Round your answer correct to the nearest 10m^2 .

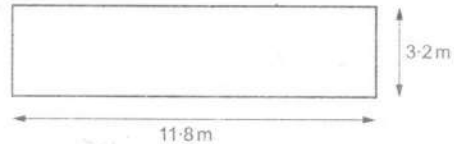


Diagram not drawn to scale

[3]

$$\checkmark 11.8 \times 3.2 = 37.76$$

$$= 40\text{m}^2 \checkmark$$

- (b) The area of a different wall is 110m^2 .
Liesel wants to paint the wall. She uses paint from tins that each cover 25m^2 .

She calculates $110 \div 25 = 4.4$ and says,

"I need to buy 4 tins of paint."

Is Liesel correct?

Yes

No

Explain how you decide.

Needs to round up to 5 \checkmark [1]

6. There are:

- 28 days in February.
- 52 weeks in a year.

- (a) Emile is given £8.12 pocket money every week.

How much pocket money is Emile given in a whole year?

$$8.12 \times 52 = \pounds 422.24 \checkmark$$

- (b) For this year, Catrin is given £7.35 pocket money every week.

(i) How much pocket money is Catrin given in February?

$$\checkmark 4 \times 7.35 = \pounds 29.40 \checkmark$$

- (ii) Catrin multiplies the total for February by 12.

This method will not give the correct amount for the whole year.
Why not?

Feb has fewer days than other months \checkmark

- (c) Each morning, Aled is given 95p pocket money.
He saves all his pocket money from 1st February until the 15th March.

Will Aled have saved enough money to pay £40 for a concert ticket on the evening of the 15th March?

You must show all your working.

$$\checkmark (28 + 15) \times 95 = 4085\text{p}$$

$$= \pounds 40.85 \checkmark$$

so yes as he's saved more than £40 \checkmark

7. This table shows minimum rates of pay in the UK for 2018.

Minimum wage	
Age (years)	Rate of pay (per hour)
Under 18	£4.20
18 – 20	£5.90
21 – 24	£7.38
25 and over	£7.83

- (a) In 2018, Barry was 19 years old and earned the minimum wage per hour.

- (i) Calculate the pay that Barry earned for working 23 hours. [1]

$$23 \times 5.9 = \pounds 135.70 \quad \checkmark$$

- (ii) One week, Barry earned £218.30.

How many hours did Barry work for this week? [2]

$$\frac{218.30}{5.9} = 37 \text{ hrs}$$

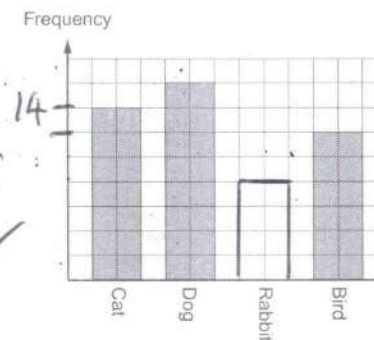
- (b) In 2018, Shanice was 22 years old and earned the minimum wage per hour. One week, Shanice worked for 32 hours and received a bonus of £25.

Calculate how much Shanice earned for this week. [2]

$$(32 \times 7.38) + 25 = \pounds 261.16 \quad \checkmark$$

8. (a) The table and bar chart below show some information about the number of pets seen by a vet on Tuesday.

Type of pet	Frequency
Cat	14
Dog	16
Rabbit	8
Bird	12



- (i) Using the information above, complete the table and draw the bar for rabbit. [3]

- (ii) Which is the modal type of pet? [1]

Dog

(b) The table below shows the number of pets seen by the vet on Wednesday.

Type of pet	Frequency
Cat	10
Dog	17
Rabbit	9
Bird	12
Total	48

(i) The vet decides to show this information in a pie chart.

Calculate the angle used to show the cats.

[2]

$$360 \div 48 = 7.5 \quad 10 \times 7.5 = 75$$

(ii) A pet is chosen at random from the pets that were seen on Wednesday.

What is the probability that this pet is a dog?

[1]

$$\frac{17}{48}$$

9. (a) (i) Simplify $9a - 1 - 6a + 8$.

[2]

$$3a + 7$$

(ii) Expand $3(x + 2)$.

[2]

$$3x + 6$$

(b) Solve each of the following.

(i) $x + 6 = 15$

[1]

$$x = 9$$

(ii) $\frac{y}{7} = 6$

[1]

$$y = 42$$

(c) $v = u + at$

Find v when $u = -2$, $a = 6$ and $t = 3$.

[2]

$$v = -2 + 6 \times 3$$

$$= 16$$

10. (a) A newspaper headline states,

'63% of households in Barville owe money'

What percentage of households do not owe money?

37%

[1] ✓

(b) The households of Churchton owe a total of £8 100 043.

Write 8 100 043 in words.

Eight million one hundred thousand and forty three

[1] ✓

(c) There are 3650 households in Lowtown. 48% of these households owe an average of £3400.

Calculate the total amount of money owed by these households.

$$3650 \times 0.48 \times 3400 = 5,956,800$$

[3] ✓ ✓ ✓

(d) There are 49 000 households in Hamborough. 21 425 households are not in debt.

What fraction of households in Hamborough are in debt?

$$\frac{27575}{49000} \text{ or } \frac{1103}{1960}$$


[1] ✓

Examiner only

15 ÷ 6

11. (a) A factory sells paint in different size tins.

The square label on a small tin has a height of 6cm. The square label on a large tin has a height of 15cm.



Examiner only

Complete this statement:

The large label is an enlargement of the small label using a scale factor of 2.5

Diagram not drawn to scale

[1] ✓

(b) The factory makes orange paint by mixing yellow paint and red paint.

On Monday, they use 66 litres of yellow paint and 99 litres of red paint. On Tuesday, they use 264 litres of yellow paint.

How many litres of red paint must be used on Tuesday to make the same colour of orange?

$$99 \div 66 = 1.5$$

[2] ✓

$$264 \times 1.5 = 396$$

✓

(c) Three friends buy some paint.

- Murphy buys 5 litres of paint.
- Jane buys 3 times as much paint as Murphy.
- Alexei buys half as much paint as Jane.
- Paint costs £4.95 for half a litre.

15
7.5

Calculate the total cost of the paint.

[3]

$$(5 + 15 + 7.5) = 27.5 \text{ litres}$$

✓

$$27.5 \times 2 \times 4.95$$

✓

The total cost of the paint is £

272.25

✓

12. In the diagram, triangle ABC is isosceles.

AC and DE are parallel, $\hat{BAC} = 72^\circ$ and $\hat{ACD} = 37^\circ$.

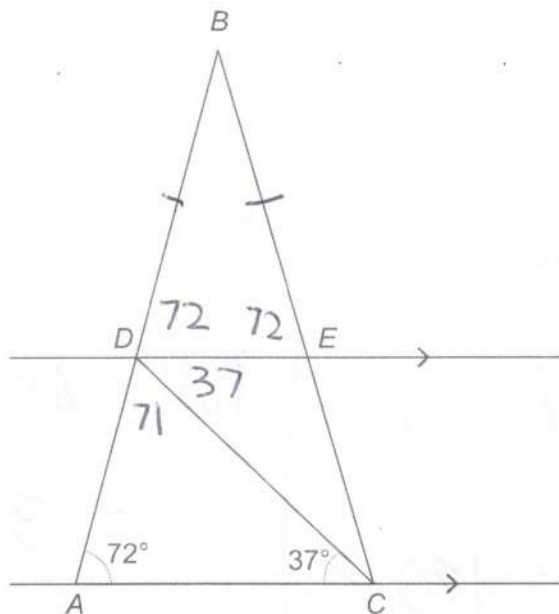


Diagram not drawn to scale

(a) Find the size of each of the following angles.

(i) \hat{BDE}

72

[1]

(ii) \hat{CDE}

37

[1]

(iii) \hat{ABC}

$$180 - (72 + 72) = 36$$

[2]

(b) Write the mathematical name of quadrilateral $ACED$.

Trapezium

[1]

13. (a) A train from Leicester to London has:
- 1 first class carriage with 48 seats,
 - 4 standard class carriages, each with 72 seats.

The train manager notes that:

- $\frac{3}{4}$ of the first class seats are taken,
- $\frac{5}{8}$ of the standard class seats are taken,
- no passengers are standing.

The train manager thinks that the train is more than $\frac{2}{3}$ full. = 66.6%

Is the train manager correct?
You must show all your working.

[7]

$$\frac{3}{4} \times 48 = 36 \quad \checkmark$$

$$4 \times \frac{5}{8} \times 72 = 180 \quad \checkmark$$

$$= 216 \quad \checkmark$$

$$\text{Full} = 48 + 4 \times 72 \quad \checkmark$$

$$= 336 \quad \checkmark$$

$$\frac{216}{336} \times 100 = 64\% \quad \checkmark$$

$$64\% < 67\% \quad \checkmark$$

Tick (✓) the appropriate box.

The train manager is correct

The train manager is not correct



(b) The distance by rail from Leicester to London is 100 miles.

(i) Assume that the train travels at an average speed of 80 mph.

Calculate the arrival time in London of a train that leaves Leicester at 11:50 a.m.

[3]

$$T = \frac{D}{S} = \frac{100}{80} = 1\frac{1}{4} \text{ hrs or } 1 \text{ hr } 15 \text{ mins}$$

\Rightarrow 1:05 pm

(ii) The train actually travelled slower than the assumed 80 mph.
How would this affect the arrival time?

It would be later

[1]

14. (a) Estate agents help people sell their houses.
They charge people for the help that they provide.

Bilal plans to sell his house for £146 000.
He has a choice of these two estate agents:

Blue Blocks Estate Agent

Fixed Charge £1420 + 20% VAT

Sell 'em Fast Estate Agent

Charge 1.25% of the selling price

Bilal wants to pay as little as possible to the estate agent.

Which estate agent should Bilal choose?
You must show all your working.

[4]

$$\textcircled{B} = 1420 \times 1.2 = \pounds 1704 \quad \checkmark$$

$$\textcircled{S} = 146000 \times 0.0125 = \pounds 1825 \quad \checkmark$$

Bilal should choose

Blue blocks ✓

(b) Stamp duty is a tax that is paid when houses are purchased (bought).

For houses purchased up to £925 000, the stamp duty is calculated as follows:

- 0% on the first £125 000 of the purchase price,
- 2% on the next £125 000 of the purchase price,
- 5% on the next £675 000 of the purchase price.

An example to calculate the stamp duty on a house with a purchase price £275 000.

Example

House purchased for £275 000, the stamp duty is calculated as follows:

0% on the first	£125 000	£ 0
2% on the next	£125 000	£2500
5% on the next	£ 25 000	£1250
Total stamp duty on	£275 000	£3750

Mr Evans is asked to pay stamp duty of £12 000 when he buys a new house. He pays £380 000 for his new house.

Is the stamp duty he is asked to pay correct?
You must show all your working.

[3]

Correct

Incorrect

$$380,000 - 125,000 = 255,000$$

$$255,000 \begin{cases} 125,000 \times 0.02 = 2,500 \\ 130,000 \times 0.05 = 6,500 \end{cases} +$$

$$\text{Total duty} = \pounds 9,000$$

15. The shape below is made from two rectangles.
All the lengths are in cm.

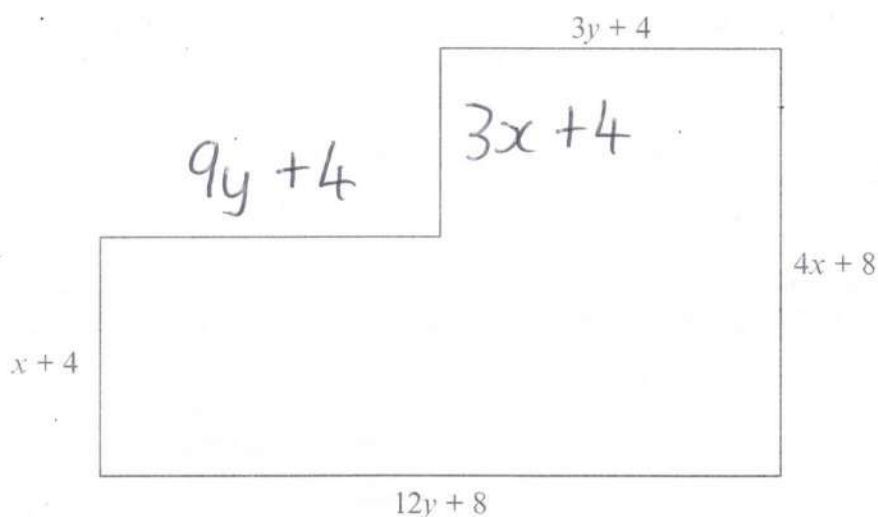


Diagram not drawn to scale

- (a) Write an expression for the perimeter of the shape.
Simplify your expression.

[3]

$$12y + 8 + 9y + 4 + 3y + 4 + 4x + 8 + 3x + 4 + x + 4$$

$$= 8x + 24y + 32$$

- (b) Use the highest possible number to complete the following sentence.

[1]

'The expression for the perimeter is a multiple of 8.'

16. 25 years ago, Raveena's grandparents invested £500 for her in an account paying 3.4% compound interest per annum. No extra money was paid in and no money was withdrawn during these 25 years.

Raveena has decided to withdraw all the money in the account after 25 years.

How much should Raveena receive?
Give your answer correct to the nearest penny.
You must show all your working.

[3]

$$500 \times 1.034^{25} \quad \checkmark \checkmark$$

$$= 1153.4093\dots$$

$$\approx 1153.41 \quad \checkmark$$

17.

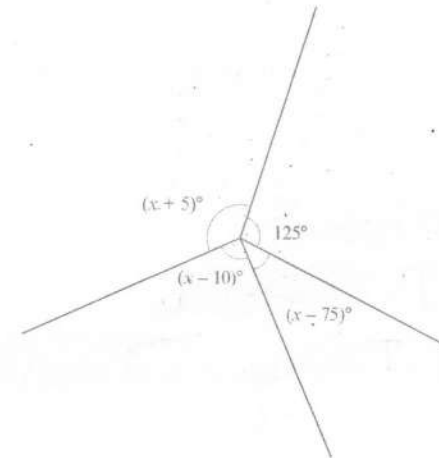


Diagram not drawn to scale

Write an equation in terms of x and solve it.
You must show all your working.

[3]

$$\text{Total} = 3x + 45 = 360 \quad \checkmark$$

$$3x = 315 \quad \checkmark$$

$$x = \frac{315}{3}$$

$$x = 105 \quad \checkmark$$

18. The table below gives information from the Highway Code on stopping distances for cars.

Speed	Stopping distance in metres = Thinking distance + Braking distance (Thinking distance is given first, followed by Braking distance)	
20 mph	6m	6m
30 mph	9m	14m
40 mph	12m T	24m B
50 mph	15m T	38m B

Remember 50 mph is 80 km/h.

The stopping distances given in the Highway Code assume good driving conditions and alert drivers.

When a driver is tired and the road is wet, the thinking distance increases by 30% and the braking distance increases by 20%.

A tired driver travels at 64 km/h in wet driving conditions.

Calculate their stopping distance in metres.

[4]

$$64 \text{ km/h} \times \frac{5}{8} = 40 \text{ mph} \quad \checkmark \checkmark$$

$$D = (12 \times 1.3) + (24 \times 1.2) \quad \checkmark$$

$$= 44.4 \text{ m} \quad \checkmark$$

19. Expand and simplify $(2x-7)(3x-8)$.

$$= 6x^2 - 37x + 56$$

[3]

Examiner only

$$\begin{array}{r}
 2x \quad -7 \\
 \hline
 \begin{array}{|c|c|}
 \hline
 6x^2 & -21x \\
 \hline
 -16x & +56 \\
 \hline
 \end{array}
 \end{array}$$

3x \checkmark ~~3~~

-8

20. (a) In Queenbridge, the mean daily snowfall for a week was 1.6 cm. If there had been 1 cm more snowfall on each day, what would the mean daily snowfall have been? [1]

2.6 cm



- (b) In Sansburg, the snowfall for each of the first 10 days in January was measured. The results are summarised in the table below.

Daily snowfall, s in cm	Number of days		
$1.5 \leq s < 2.5$	X	4	= 8
$2.5 \leq s < 3.5$	X	2	= 6
$3.5 \leq s < 4.5$	X	1	= 4
$4.5 \leq s < 5.5$	X	0	= 0
$5.5 \leq s < 6.5$	X	3	= 18

mp
2
3
4
5
6
✓



Calculate an estimate for the mean daily snowfall for these 10 days. [4]

$$\checkmark \frac{36}{10} = 3.6 \text{ cm} \checkmark$$

- (c) During the first 5 days of February, the mean snowfall in Awezell was 4.7 cm. On 6th February the snowfall was 23.9 cm.

Calculate the mean snowfall for the first 6 days of February. [3]

$$\checkmark \frac{5 \times 4.7 + 23.9}{6} \checkmark$$

7.9 cm



21. (a) Shireen has a new shed.

The walls of the shed are vertical.
The shed stands on horizontal ground.
The uniform cross-section has one line of symmetry.

The diagram below shows some of the measurements of the cross-section.

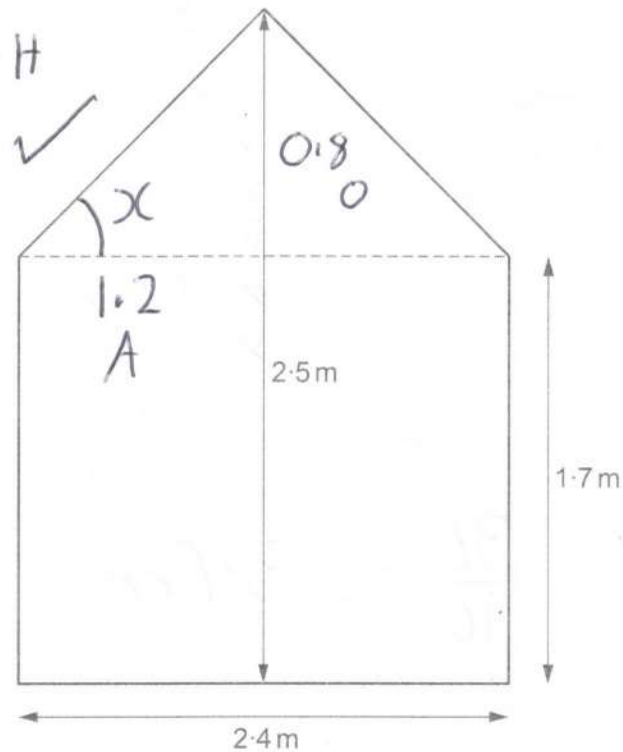


Diagram not drawn to scale

Calculate the size of the angle between the roof of the shed and the horizontal.

[4]



$$x = \tan^{-1}\left(\frac{0.8}{1.2}\right) \quad \checkmark \checkmark$$

$$= 33.7^\circ \quad \checkmark$$

- (b) Petra has a mathematically similar shed.

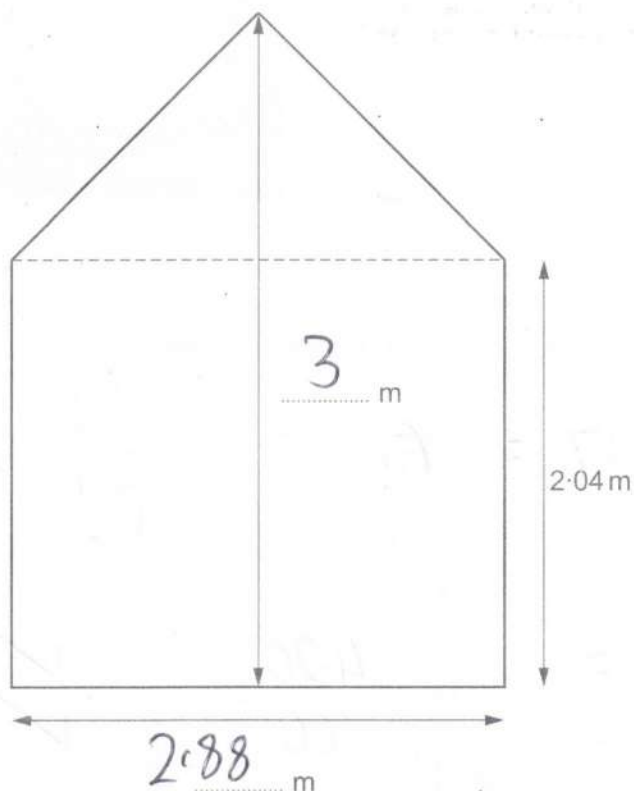


Diagram not drawn to scale

Calculate the two missing measurements on the diagram above.
You must show all your working.

[3]


$$2.04 \div 1.7 = sf = 1.2 \quad \checkmark$$

$$2.4 \times 1.2 = 2.88 \quad \checkmark$$

$$2.5 \times 1.2 = 3 \quad \checkmark$$

22. (a)

Recipe for scones
Ratio of ingredients
flour : butter : sugar
70 : 17 : 10



Nadeen has 102 g of butter and plenty of flour and sugar.
Nadeen uses all this butter to make scones.

Calculate the quantity of flour and sugar Nadeen needs.

[3]

$$102 \div 17 = 6 \quad \checkmark$$

$$70 \times 6 =$$

$$10 \times 6 =$$

Flour 420 g \checkmark

Sugar 60 g \checkmark

(b)

Nutrition per scone				
kcal	fat	carbohydrates	fibre	protein
268	10g	41g	1g	6g

Nadeen has been recommended to eat 2200 kcal per day.

She eats two scones for lunch.

Her breakfast was 390 kcals.

What percentage of the recommended daily kcals does Nadeen have **left** for meals later in the day?

Give your answer correct to the nearest 0.01%.

[4]

$$2200 - 390 - 2 \times 268 = 1274 \text{ left} \quad \checkmark$$

$$\checkmark \frac{1274}{2200} \times 100 = 57.909\% = 57.91\% \quad \checkmark$$

END OF PAPER