

| | | |
|---------------|---------------|------------------|
| Surname | Centre Number | Candidate Number |
| First name(s) | | 0 |



GCSE

C300UB0-1



A23-C300UB0-1



FRIDAY, 10 NOVEMBER 2023 – MORNING

MATHEMATICS – Component 2
Calculator-Allowed Mathematics
HIGHER TIER

2 hours 15 minutes

ADDITIONAL MATERIALS

- An additional formulae sheet.
- A calculator will be required for this examination.
- A ruler, protractor and a pair of compasses may be required.

INSTRUCTIONS TO CANDIDATES

- Use black ink or black ball-point pen.
- Do not use gel pen or correction fluid.
- You may use a pencil for graphs and diagrams only.
- Write your name, centre number and candidate number in the spaces at the top of this page.
- Answer **all** the questions in the spaces provided.
- If you run out of space, use the additional page(s) at the back of the booklet, taking care to number the question(s) correctly.
- Take π as 3.142 or use the π button on your calculator.

INFORMATION FOR CANDIDATES

- You should give details of your method of solution when appropriate.
- Unless stated, diagrams are not drawn to scale.
- Scale drawing solutions will not be acceptable where you are asked to calculate.
- The number of marks is given in brackets at the end of each question or part-question.
- You are reminded of the need for good English and orderly, clear presentation in your answers.



NOV23C300UB0101

| For Examiner's use only | | |
|-------------------------|--------------|--------------|
| Question | Maximum Mark | Mark Awarded |
| 1. | 3 | |
| 2. | 4 | |
| 3. | 5 | |
| 4. | 5 | |
| 5. | 8 | |
| 6. | 4 | |
| 7. | 6 | |
| 8. | 7 | |
| 9. | 6 | |
| 10. | 2 | |
| 11. | 4 | |
| 12. | 2 | |
| 13. | 10 | |
| 14. | 5 | |
| 15. | 4 | |
| 16. | 6 | |
| 17. | 4 | |
| 18. | 5 | |
| 19. | 7 | |
| 20. | 9 | |
| 21. | 5 | |
| 22. | 6 | |
| 23. | 3 | |
| Total | 120 | |

C300UB01
01

1. Shortbread biscuits are made from flour, butter and sugar.
Their masses are in the ratio 4 : 3 : 2 respectively.

(a) What fraction of a shortbread biscuit is made up of sugar?

[1]

.....

- (b) 1400 g of flour is used to make a batch of shortbread biscuits.
How many grams of butter is used for this batch of shortbread biscuits?

[2]

.....

.....

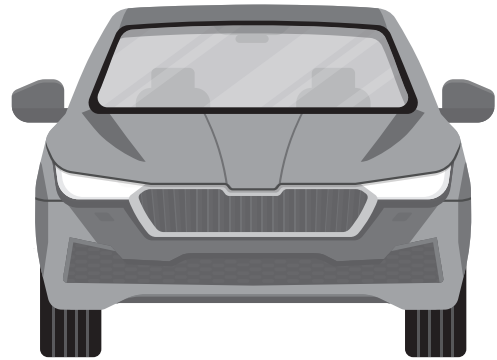
.....

.....

..... g of butter.



2. Lucy bought a car 9 years ago for £12 250.



The car depreciated in value by 18% in the **first** year.
In each of the following years, her car depreciated by 15% of its previous year's value.

By how much has the car decreased in value in the last 9 years?

[4]

.....

.....

.....

.....

.....

.....

.....

.....

.....

.....

Lucy's car has decreased in value by



3. Regan caught 70 fish on a fishing trip.
He measured the length of each of the fish in centimetres.

The table shows his results.

| Length, l (centimetres) | Number of fish |
|---------------------------|----------------|
| $60 \leq l < 65$ | 19 |
| $65 \leq l < 70$ | 17 |
| $70 \leq l < 75$ | 23 |
| $75 \leq l < 80$ | 10 |
| $80 \leq l < 85$ | 1 |

- (a) Calculate an estimate for the mean length of these fish.

[4]

.....

.....

.....

.....

.....

.....

.....

.....

- (b) Regan thinks that the median length of fish is in the group $70 \leq l < 75$.
Is Regan correct?

Yes

☐

No

☐

Give the reason for your answer.

[1]

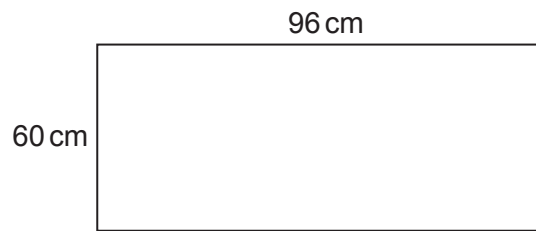
.....

.....

.....



4. Jan has a large piece of card.
The card has width 60 cm and length 96 cm.



She uses a machine to cut identical circles out of the card.
Each circle has a radius of 6 cm.

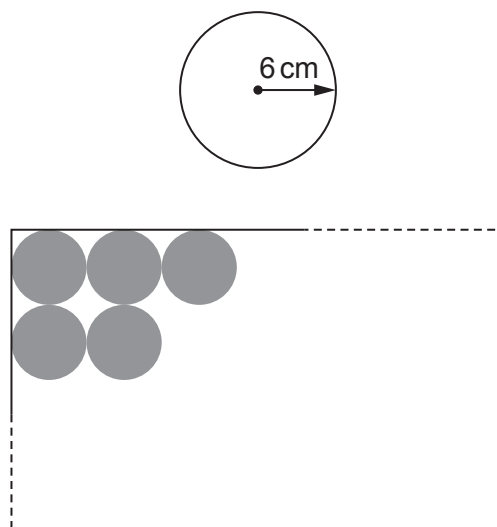


Diagram not drawn to scale

Jan has cut five circles as shown on the diagram above.
She continues in this way to cut as many circles as possible from the card.

- (a) What is the maximum number of circles Jan can cut out of the card?

[1]

.....

.....



- (b) Jan cuts out the maximum number of circles from the card.
What area of card is left over?

[4]

.....

.....

.....

.....

.....

.....

.....

.....

.....

.....

Area of card left over



5. (a) Expand and simplify $(x+3)(x+7)$. [2]

.....

.....

.....

- (b) Solve $7x+6=4x+7$. [2]

.....

.....

.....

- (c) Factorise $y^2 - 400$. [1]

.....

- (d) Solve the following simultaneous equations. [3]

$$7x - 3y = 26$$

$$x + y = 3$$

You must show all your working.

.....

.....

.....

.....

.....

.....

.....

.....

.....

.....

$$x = \text{.....} \quad y = \text{.....}$$



6. The two shapes below are similar.

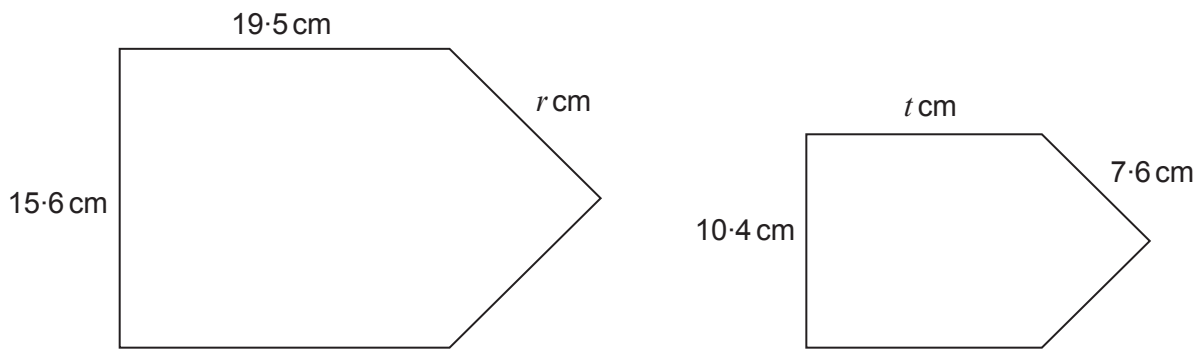


Diagram not drawn to scale

Find the value of r and the value of t .

[4]

.....

.....

.....

.....

.....

.....

.....

.....

$r =$ $t =$



7. Vaughan cycles down a track from the top of a mountain to the bottom. The track goes down at an angle of 48° to the horizontal. Vaughan is 800 feet above ground level.

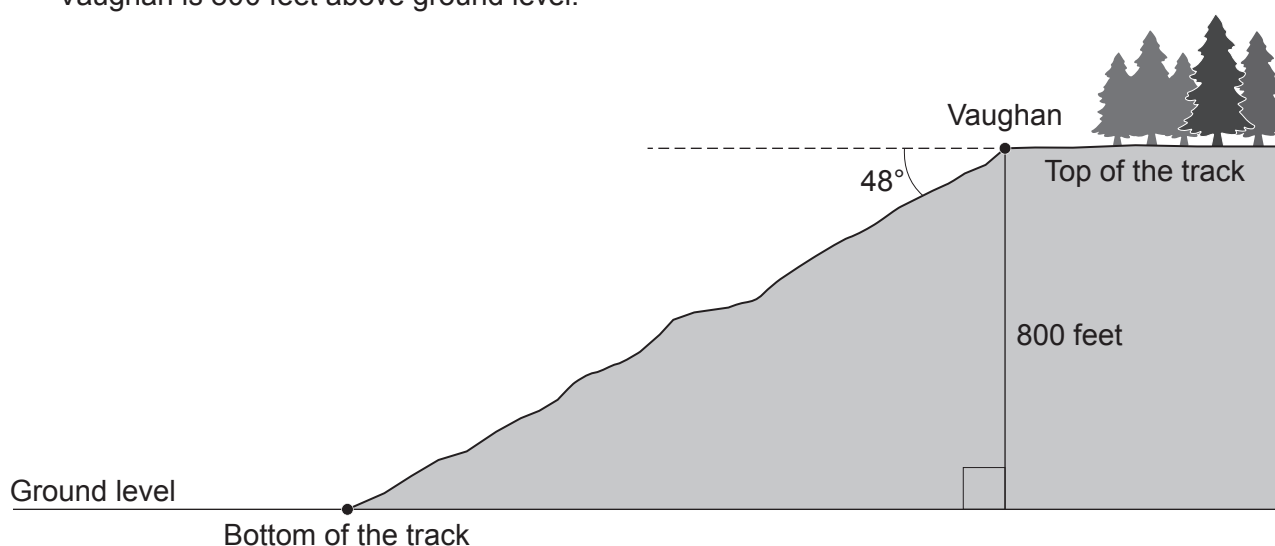


Diagram not drawn to scale

- (a) Vaughan cycles from the top of the track to the bottom of the track. What distance has he cycled?

[4]

.....

.....

.....

.....

The distance Vaughan has cycled is feet.

- (b) (i) State an assumption you have made in answering part (a).

[1]

.....

.....

.....

- (ii) If your assumption is not correct, what effect would this have on your answer to part (a)?

[1]


.....

.....

.....



8. Bjorn is a jewellery maker.



- (a) He pays £1451.60 for a silver bar after a 5% discount has been applied.
What was the original cost of the silver bar?

[3]

.....

.....

.....

.....

.....

.....

- (b) The silver bar is in the shape of a cuboid and has the following dimensions:
length 8.1 cm, width 7.3 cm and depth 4 cm.

Bjorn melts down the silver bar and uses the silver to make 200 identical pieces of jewellery.

The density of silver is 10.49 g/cm^3 .

Calculate the mass of each piece of jewellery.
Give your answer in grams.

[4]

.....

.....

.....

.....

.....

.....

.....

.....

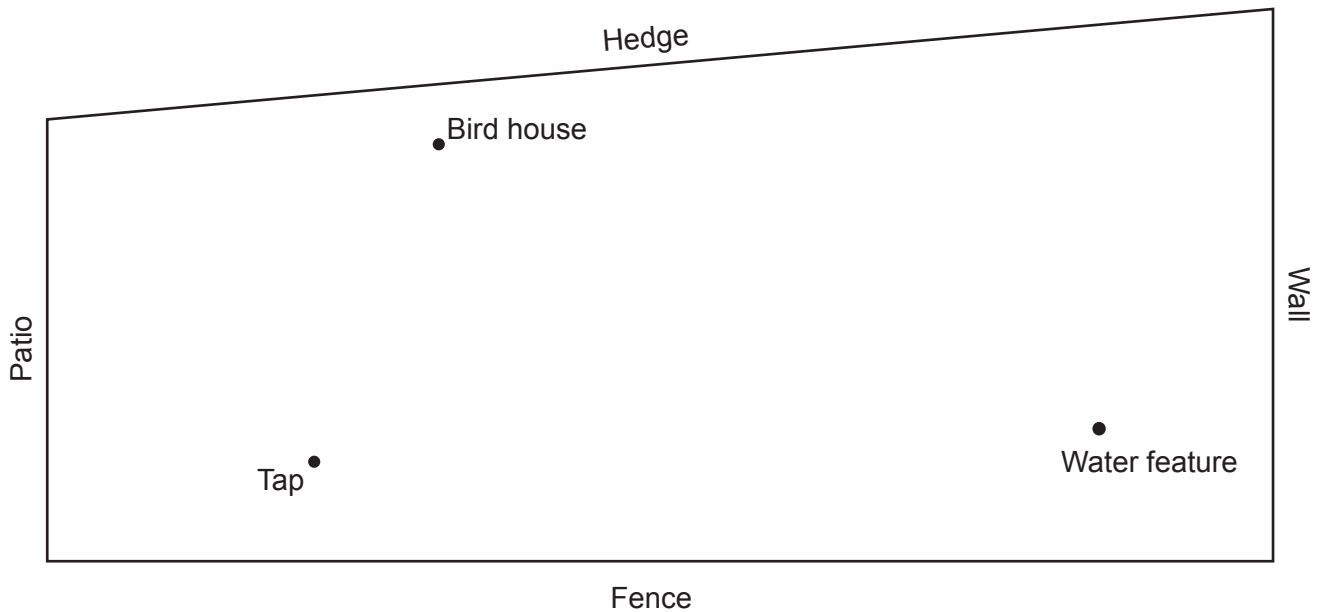
.....

Each piece of jewellery has a mass of g



9. The diagram below shows a scale drawing of Amy's garden. The garden is enclosed by a fence, a patio, a hedge, and a wall. In Amy's garden there is a tap, a bird house and a water feature.

Scale: $\frac{1}{2}$ cm represents 1 metre



Amy is going to spread grass seed on part of her garden.

The grass seed will be spread over the region that satisfies the following conditions:

- at least 8 metres from the water feature
- nearer to the bird house than the tap
- nearer to the hedge than the wall.

On the diagram, clearly indicate the region that is to be spread with grass seed. You must use a ruler and a pair of compasses to construct suitable arcs and lines.

[6]



10. Make e the subject of the formula.

[2]

$$g = 4e - 3f$$

.....

.....

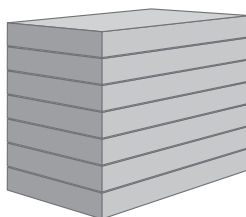
.....

.....

11. Some boxes of medicine must be stored on shelves in a refrigerator.

The vertical height between the shelves is 38 cm, **correct to the nearest cm**.

7 identical boxes of medicine are stacked on top of each other on one shelf.



Each box of medicine has a height of 45 mm, **correct to the nearest mm**.

What is the largest possible gap between the top of this stack of boxes and the shelf above?

[4]

.....

.....

.....

.....

.....

.....

.....

.....

The largest possible gap is



12. The equation $2x^3 - 3x^2 - 2 = 0$ has only one positive solution.

Akriti says,

The positive solution lies between 1.81 and 1.82.

Is Akriti correct?

Yes

☐

No

☐

Show calculations and explain your decision.

[2]

.....

.....

.....

.....

.....

.....

.....

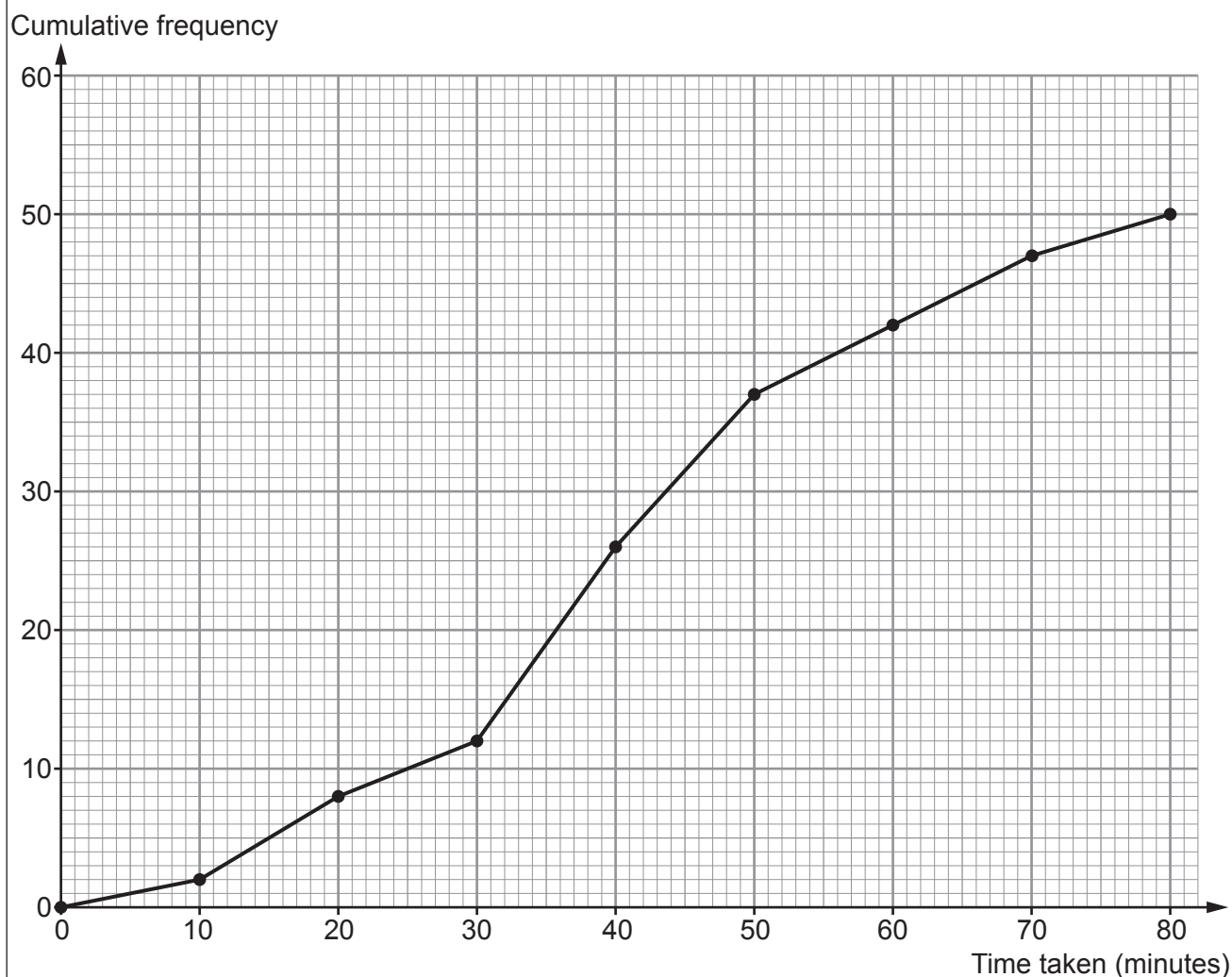
.....



13. The same home learning task was given to 50 Year 7 pupils in school A and 50 Year 7 pupils in school B.

The length of time, in minutes, each pupil took to complete the task was recorded.

- (a) The results for the pupils from school A are shown on the cumulative frequency diagram below.



Use the cumulative frequency diagram to answer the following questions about the pupils in school A.

- (i) What is the median time taken to complete the task? [1]

.....

Median minutes

- (ii) Calculate the inter-quartile range of the times taken to complete the task. [2]

.....

.....

Inter-quartile range minutes



- (iii) What percentage of pupils took longer than 62 minutes to complete the home learning task? [2]

.....

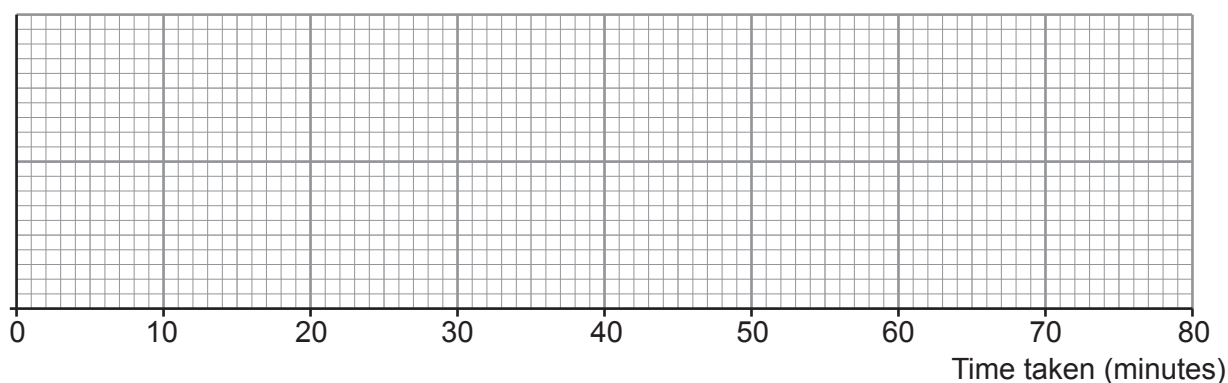
.....

- (b) A summary of the results for the pupils in school B is shown in the table below.

| | |
|----------------------|------------------|
| Least time | 12 minutes |
| Lower quartile | 31 minutes |
| Median | 45 minutes |
| Inter-quartile range | 24 minutes |
| Greatest time | 1 hour 5 minutes |

Draw a box plot to display the results for school B.

[3]



- (c) Make **two** comments to compare the results of school A and school B. One comment must include an appropriate average. The other comment must include a measure of spread. [2]

Comment 1

.....

.....

.....

Comment 2

.....

.....

.....



14. The diagram below shows a square-based pyramid.
The slant height of each triangular face is 12 cm.

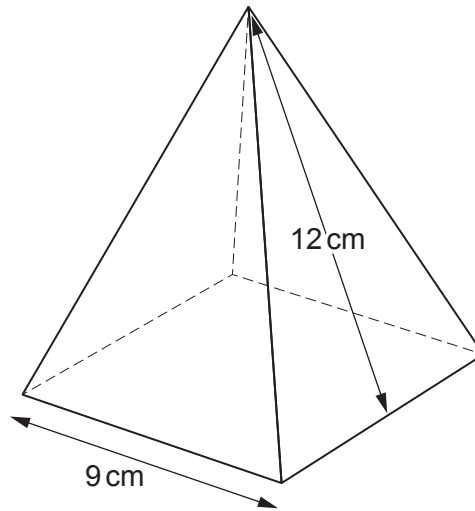


Diagram not drawn to scale

Calculate the volume of the pyramid.
You must show all your working.

[5]

.....

.....

.....

.....

.....

.....

.....

.....

.....

.....

Volume = cm^3



15. Cody has a bag containing 8 red sweets and 9 green sweets.

Cody randomly selects one sweet at a time and eats it.

(a) Calculate the probability that the first two sweets Cody eats are red. [2]

.....

.....

.....

.....

.....

.....

.....

(b) Calculate the probability that the first two sweets Cody eats are the same colour. [2]

.....

.....

.....

.....

.....

.....

.....



- Examiner
only

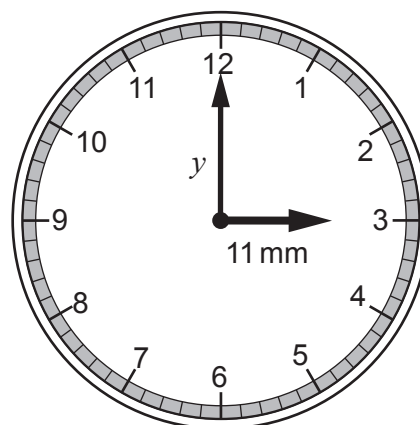


[6]

The height of the trapezium is cm



17. Frederick has a circular watch.



- (a) The hour hand has a length of 11 mm.
Find the area of the sector covered by the hour hand as it moves through an angle of 131° .

[2]

.....

.....

.....

.....

.....

- (b) The minute hand of the watch has a length of y mm.

How far does the tip of the minute hand move in 21 minutes?
Give your expression in its simplest form in terms of π and y .

[2]

.....

.....

.....

.....

.....



18. A car driver is having a tyre replaced at Edutyres Garage.
The waiting time, t minutes, is inversely proportional to the square of the number of mechanics, m , working that day.

If there are 3 mechanics working, the waiting time is 38 minutes.

- (a) Find a formula for t in terms of m .

[3]

.....

.....

.....

.....

.....

.....

.....

- (b) The garage wants to reduce the waiting time to no more than 12 minutes.

What is the least number of mechanics that should be working to achieve this?

[2]

.....

.....

.....

.....

.....

.....

.....



A quadrilateral $ABCD$ is shown with a dashed diagonal line segment BC . The side AB is labeled 6.4 cm , the side AC is labeled 8.3 cm , and the side BD is labeled 11.1 cm . The angle at vertex A is labeled 71° , and the angle at vertex C is labeled 68° .

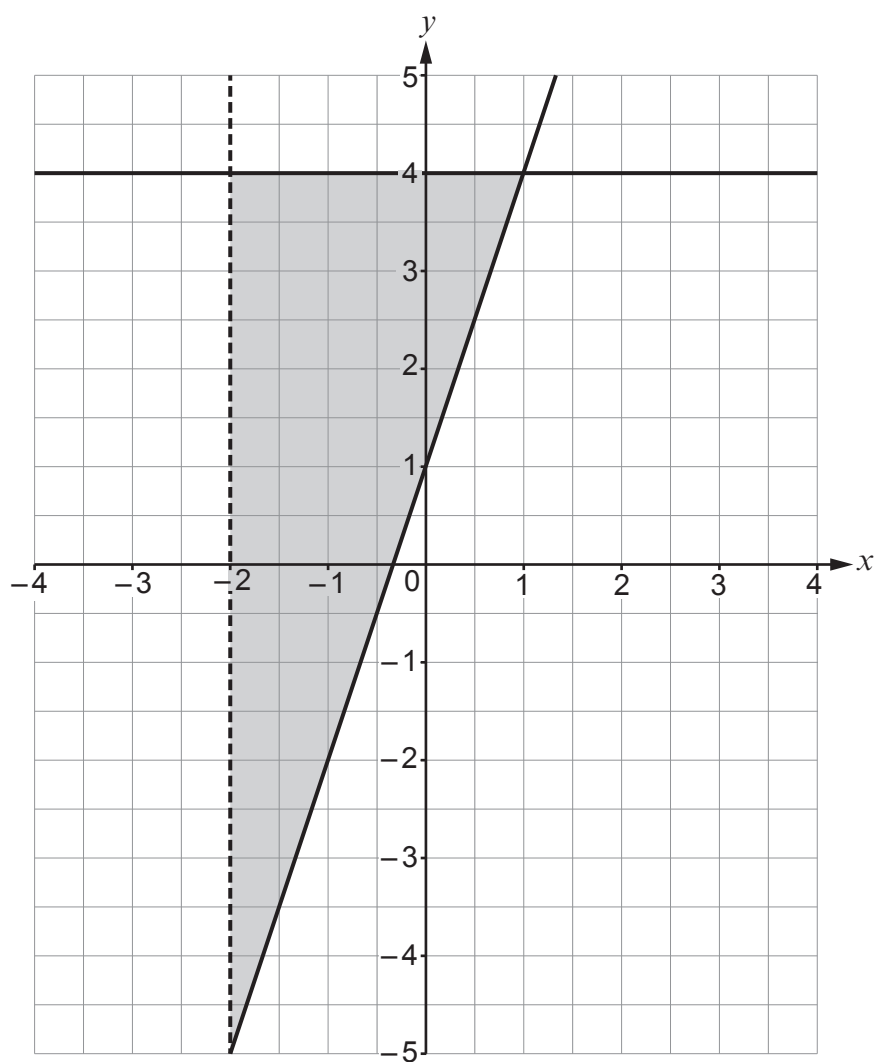
Diagram not drawn to scale

[7]

$$\hat{CBD} = \dots\dots\dots \circ$$



20.



- (a) Complete the following table to show the inequalities that describe the shaded region above. [3]

.....

.....

.....

| |
|------------|
| $y \leq 4$ |
| |
| |



- (b) The line AB is shown on the diagram.

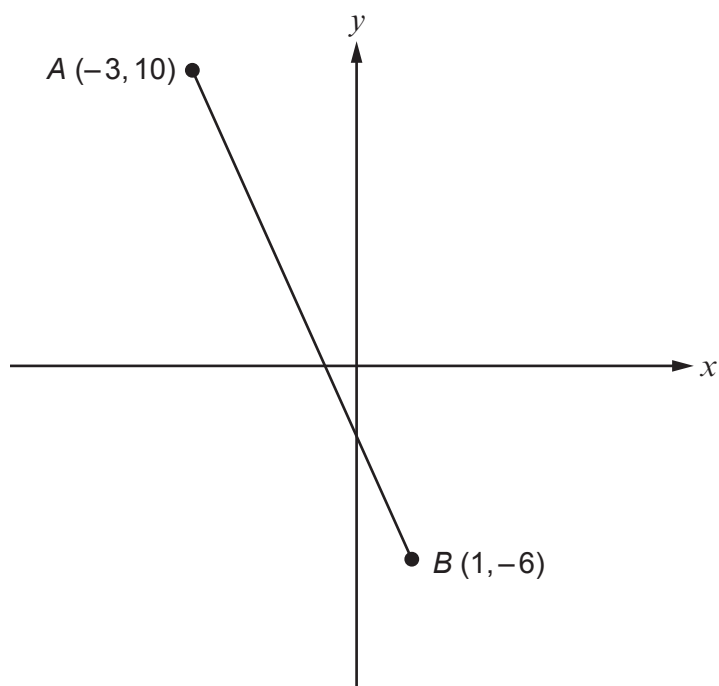


Diagram not drawn to scale

Show that the equation of the perpendicular bisector of the line AB is $4y = x + 9$. [6]

.....

.....

.....

.....

.....

.....

.....

.....

.....

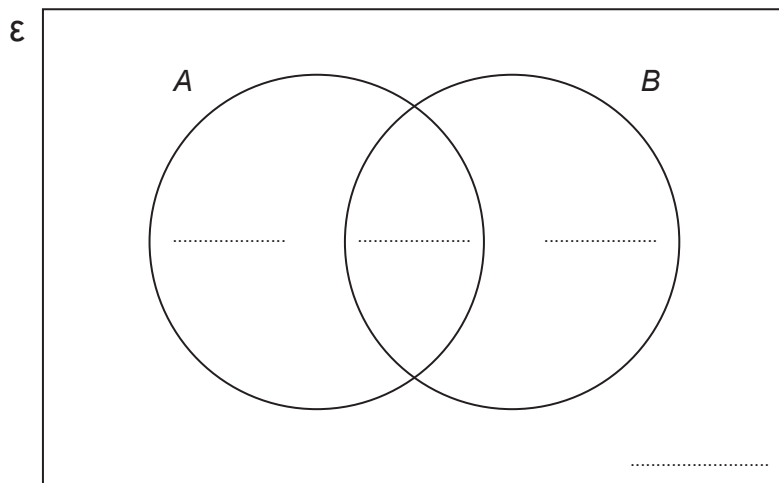
.....



21. For two events, A and B ,

$$P(A \cup B) = 0.66, P(A \cap B) = 0.07 \text{ and } P(A \cap B') = 0.31$$

- (a) By completing the Venn diagram or otherwise, find the probability that B occurs and A does not occur. [3]



.....

.....

.....

.....

The probability that B occurs and A does not occur is

- (b) Find $P(A \cup B')$. [2]

.....

.....

.....

.....

.....



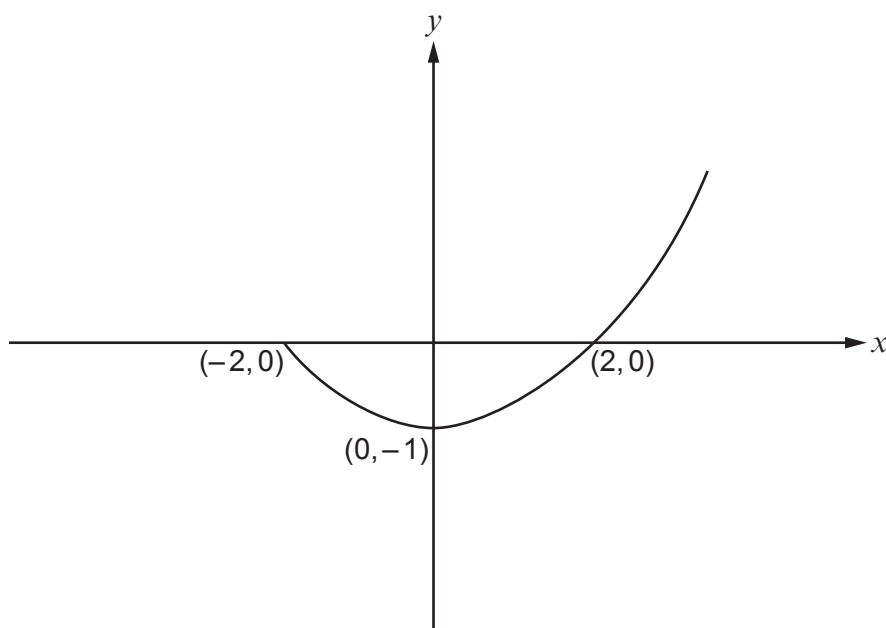
22. (a) Write $y = x^2 - 4x - 1$ in the form $y = (x + a)^2 + b$, where a and b are constants. [2]

.....

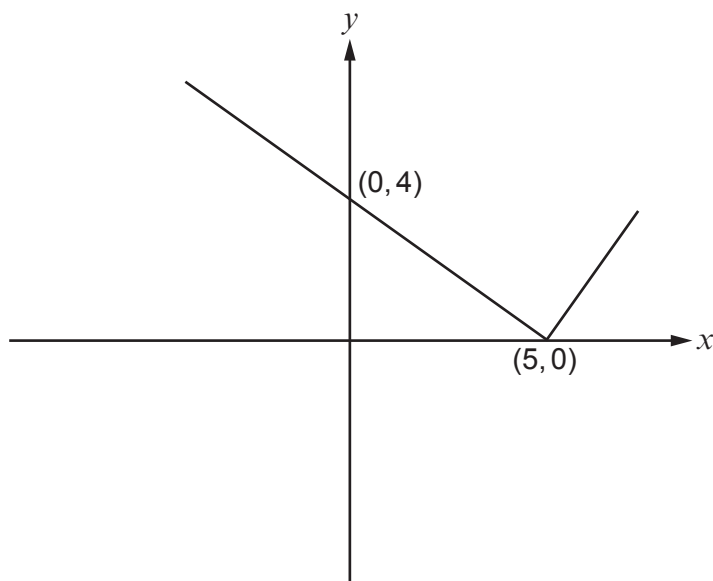
.....

.....

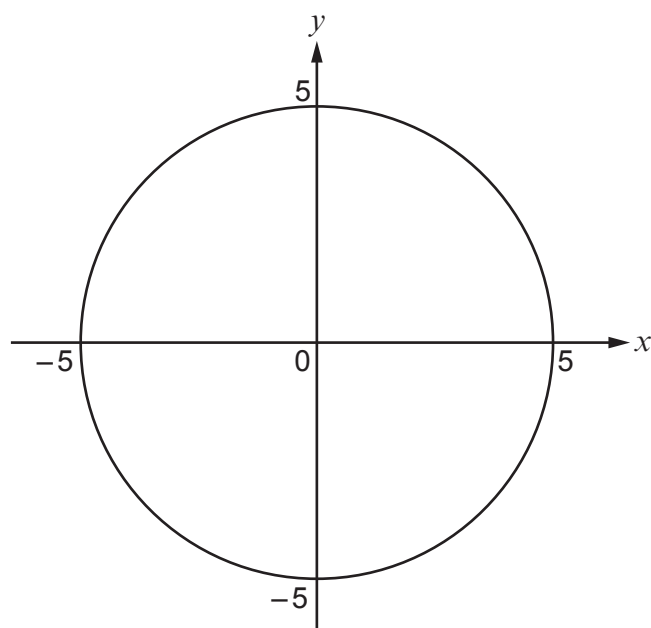
- (b) (i) The diagram below shows a sketch of $y = f(x)$.
On the same diagram, sketch $y = f(x - 2)$.
Mark clearly the coordinates of any intercepts with the axes. [2]



- (ii) The diagram below shows a sketch of $y = g(x)$.
On the same diagram, sketch $y = g(-x)$.
Mark clearly the coordinates of any intercepts with the axes. [2]



23. The graph below shows a circle centred at the origin.



- (a) Write down the equation of the circle shown on the graph above.

[1]

.....

.....

- (b) Find the coordinates of the point of intersection of the tangent to the circle above at (0,5) and the line $y = 2x + 3$.

[2]

.....

.....

.....

.....

.....

.....

END OF PAPER

